


werkboekje 

# dinosaurussen

tellen, kleuren, zoeken & tekenen voor groep 2



**DEBOS  
DESIGN.NL**

# Dinosaurussen kleuren

Kleur het aangegeven aantal plaatjes in elke rij.



9	
4	
6	
8	
5	
7	



# Dinosaurussen tellen

Tel de dinosaurussen in elke rij en schrijf het getal in het vakje ervoor.


















# Dinosaurussen zoeken

Kleur en tel alleen die dinosaurussen waar het potloodje bij staat.






















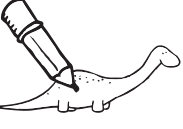



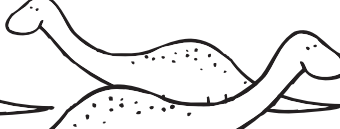


































	
	
	
	
	
	



# Groot of klein?

Kleur alleen de grote of de kleine dinosaurussen.















 	     
 	        
 	      
 	      
 	         
 	      



# Dinosaurussen bij elkaar optellen (tot 10)

Tel de dinosaurussen in de twee vakken bij elkaar op en schrijf het getal in het vakje rechts.















		
		
		
		
		
		



# Dinosaurussen bij elkaar optellen (tot 20)

Tel de dinosaurussen in de twee vakken bij elkaar op en schrijf het getal in het vakje rechts.































# Zelf dinosaurussen leren tekenen

Trek de lijntjes zo goed mogelijk over en teken zo zelf een dinosaurus!





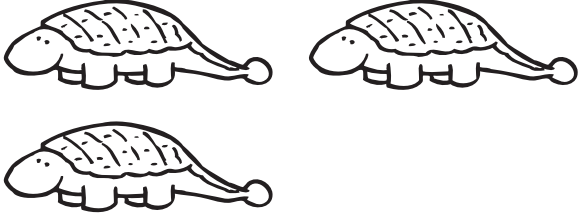







# Dinosaurussen tellen en tekenen

Tel de dinosaurussen en vul deze aan tot het juiste aantal door ze zelf erbij te tekenen.



5	
6	
5	
4	
6	
5	



# Wat hoort er bij elkaar?


Verbind de getallen met de groepjes dinosaurussen.



7

•


•



2

•


•



5

•


•



3

•

•




4

•

•

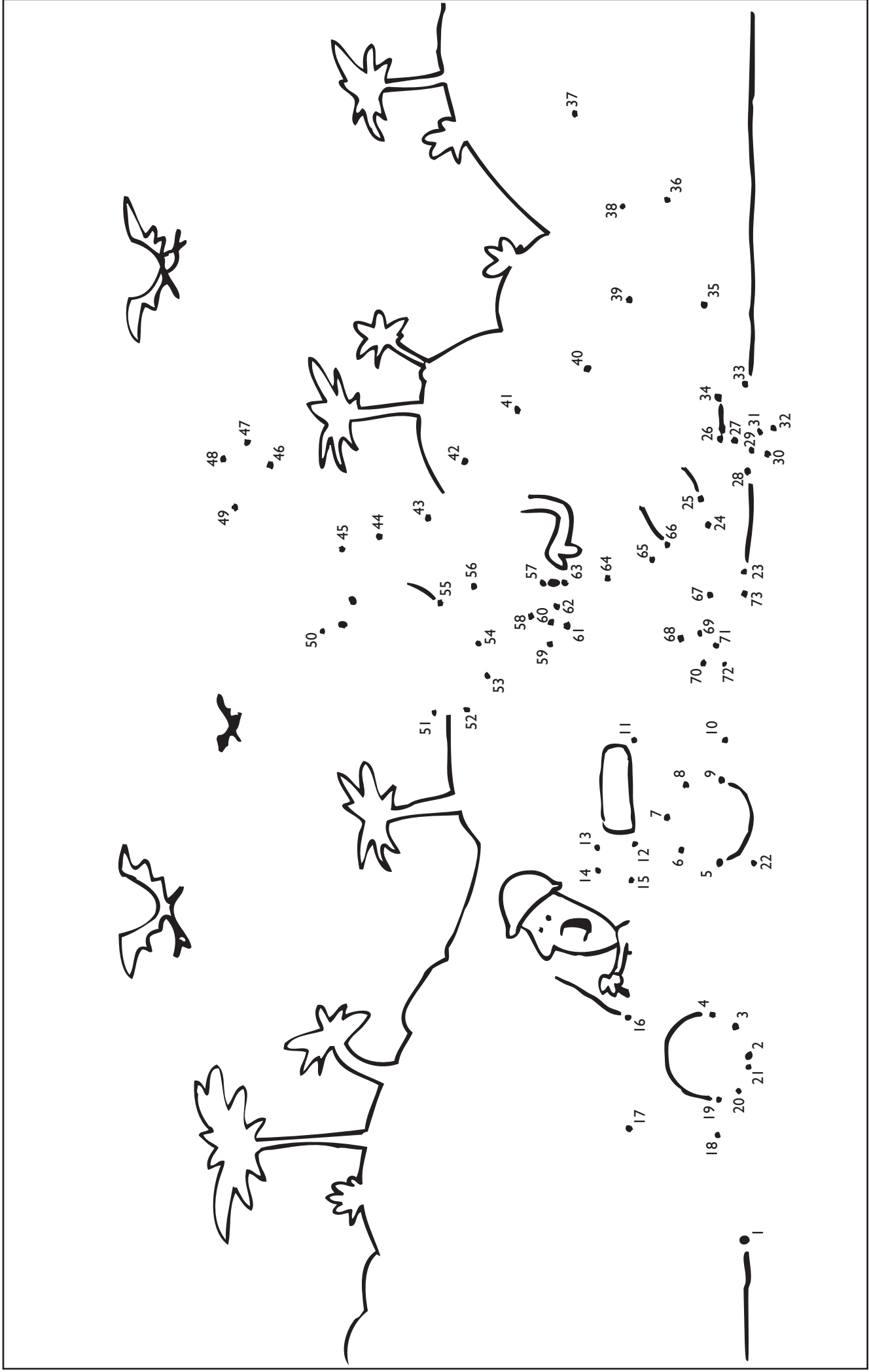




**Verbind de punten**  
 Begin bij nummer 1 en verbind alle punten om het plaatje te zien.

Dit werkblad is gemaakt door Thomas de Bos en is gratis te downloaden voor persoonlijk gebruik. Kijk voor meer bladen op [www.debosdesign.nl](http://www.debosdesign.nl)





## Verbind de punten

Begin bij nummer 1 en verbind alle punten om het plaatje te zien.

